

# SVF industrial centrifugal fans

🔧 Sectors **Plant Components, Exhaust gases, Welding, Ventilation, Grinding,**

🔧 Applications: **Fix**

🔧 Issues **Odours, Exhaust gases, Fumes, Powders**

COD: SVF000000000000



Industrial centrifugal fans with backward-bladed impeller SVF series

## Detailed description

Industrial centrifugal fans with backward-bladed impeller SVF series are made as follows:

- steel cochlea equipped with flange connections on the suction and pressure ports, with fully electro-welded and blue powder coated structure
- chair for motor-impeller unit support connected to the augers with bolted plate for quick impeller extraction in case of maintenance and support foot
- electrowelded steel impeller, statically and dynamically balanced with cast iron hub with flat backward running blades
- electric motor suitable for outdoor installation, can be driven by 3-phase inverter.

They are offered from stock in 6 sizes from 250 to 450, all with 2-pole motors, but are also available up to diameter 1000 with 4- or 6-pole motors.

### Application

For suction and conveyance of clean or dusty air, with small-medium-high flow rates and medium pressures, also of air containing sawdust, various chips, granular materials in low quantities, excluding filamentous materials. Within the SECURAIR® program they find, for example, use for suction from self-supporting arms (when not already equipped with an on-board extractor fan) or for making suction with industrial hoods; in addition, **centrifugal fans** can be complemented by a series of SECUREAIR accessories (The product photo refers to the version complete with all accessories) designed to facilitate their installation:

- circular fittings on suction and discharge, solving the problem of connecting fans to plant piping
- galvanized base frame for ground installation, complete with shock absorbers to reduce transmitted vibrations
- galvanized steel bracket for wall mounting, complete with shock absorbers to reduce transmitted vibrations
- vibration damping joints on suction and discharge, to reduce vibrations transmitted to the plant piping

Remember that when ordering **for all centrifugal fans it is necessary to determine the direction of rotation of the impeller**, also known as "orientation." Looking at the fan from the side of the electric motor, the possible positions of the air delivery port are defined, according to international standards, by an alphanumeric abbreviation in which the literal part (RD-right or LG-left ) indicates the direction of rotation of the impeller and the numerical part indicates instead the angle in degrees of airflow exit from the delivery port.

There are 16 orientations available, No. 8 clockwise (RD) and No. 8 counterclockwise (LG) remembering that the direction of rotation is defined, in a centrifugal fan, by looking at the fan from the motor side.

A correct choice of orientation is crucial for the fan to work with maximum efficiency and to avoid turbulence in the piping.

Our technical department is available to support you in making the correct choice.



**Rotazione RD**  
vista lato motore  
**Rotation RD**  
motor side view

**Forma**  
**Form**

**Rotazione LG**  
vista lato motore  
**Rotation LG**  
motor side view



0°



45°



90°



135°



270°



315°



## Dimensions

Code	B mm	H mm	I mm	Ø M mm	Ø R mm	H1 mm	H2 mm	● mm	J mm	Ø mm
SVF250203700000	396	315	121	195	26	195	315	48	203	205
SVF280205500000	414	375	121	195	26	195	375	48	203	228
SVF310201100000	458	400	121	217	48	225	400	48	203	255
SVF350202200000	530	450	133	251	60	255	450	58	234	285
SVF400200400000	606	500	197	283	52	285	500	34	289	320
SVF450207500000	673	560	237	345	64	320	560	44	337	360




## Technical Data

Code	Power kW	Useful pressure Pa	Weight kg	Q max mc/h	Rotational speed rpm
SVF250203700000	0,37	860	26	1080	2820
SVF280205500000	0,55	1140	30	1440	2820
SVF310201100000	1,1	1520	42	2160	2820
SVF350202200000	2,2	1960	62	2880	2820
SVF400200400000	4	2510	90	4320	2820
SVF450207500000	7,5	3290	107	8000	2820




## Accessories



### Electric panel for fan start-up

QED000000000000


Direct-start and star-delta **industrial switchboard** for starting and protecting fan motors with 3F+T 400Vac 50/60Hz power supply.



### Centrifugal fan base SVM-R-F

SVMRF000000BSV0

Sturdy galvanized steel base **designed and constructed for supporting SVM-R-F series centrifugal fans**.



### Switch cabinet with inverter for fan control

QEI000000000000

**Industrial electrical panel** complete with three-phase inverter and remote operator terminal with LCD display, run/stop control, frequency regulation, monitor and alarm reset.



### Wall bracket for SVM-R-F centrifugal fans

SVMRF000000SPV0

Sturdy galvanized steel bracket **sized for wall mounting of SVM-R-F series fans**, complete with shock absorbers to reduce vibrations transmitted by the fan.





### Pair of fittings for centrifugal fans SVM-R-F

SVMRF000000RAPO

Pair of circular fittings made of galvanized steel, complete with flanges with holes for fixing to on suction and fan discharge and with edging prepared for collar on side of plant piping fixing.



### Circular compression fitting for SVM-R-F fans

SVMRF000000RPRO

Circular galvanized steel fitting, complete with flange with borings for fixing to on fan discharge and beading prepared for collar on plant piping fixing side.



### Motor cover for SVM-R-F fans

SVMRF000000CMT0

Galvanized steel motor cover carter, complete with holes for fixing to the fan.



### Press-in vibration damping joint for SVM-R-F fans

SVMRF000000GAPO

Circular anti-vibration joint for fastening on fan discharge connection, made of industrial tarred rubber, complete with prepared edging and fastening collars.





### Suction anti-vibration joint for SVM-R-F fans

SVMRF000000GAS0

Circular anti-vibration joint **for fastening on fan inlet connection**, made of industrial cloth rubber, complete with prepared edging and fastening collars.



### Circular suction connector for SVM-R-F fans

SVMRF000000RAS0

Circular suction fitting for SVM-R-F fans made of galvanized steel, complete with flange with holes for fastening to on fan suction and beading prepared for collar on plant piping fastening side.



## Related products



### SVM industrial centrifugal fans

SVM0000000000000

Industrial centrifugal fans with backward-bladed impeller SVM series



### SVR industrial centrifugal fans

SVR0000000000000

Industrial centrifugal fans with backward-bladed impeller SVR series

