

Vertical air outlet channel H1 mt suction desks

📌 Sectors

📌 Applications: **Fix**

📌 Issues **Fumes, Powders**



COD: KITSCARICAMBSBT

Vertical air exhaust kit consisting of upward flanged side bend and mt 1 rectangular duct with top grille.

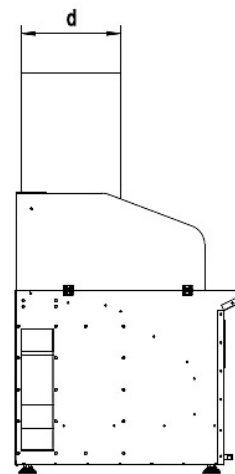
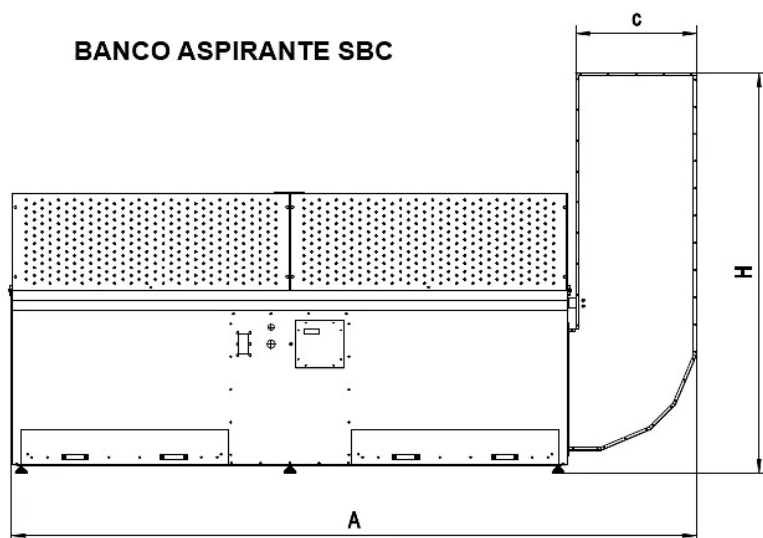
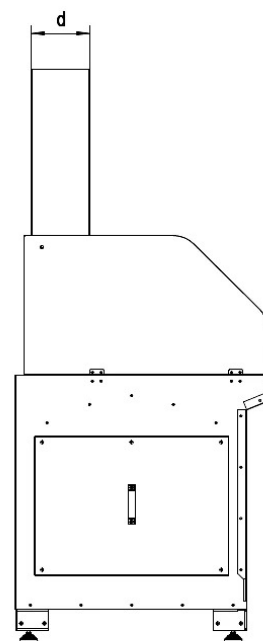
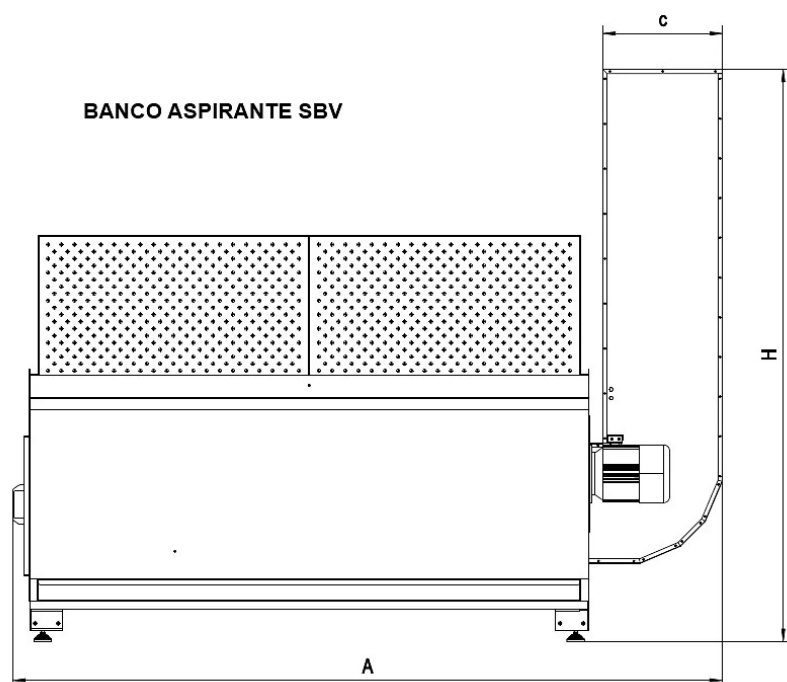
Detailed description

- **Compatibility:** suitable for SB screeds
- **Construction:** high quality galvanised sheet metal, with flange bolted to the bench and expulsion mesh on the top outlet.
- **Use:** thanks to the curve and the vertical outlet, it is possible to return the purified air expelled by the bench to the environment, conveying the flow upwards, avoiding raising dust on the floor and reducing noise (version with additional silencer on request)

We recommend using it in combination with the wheel kit to create a truly independent and portable workstation. In this way the bench can be moved without the need for complicated air expulsion lines, for maximum flexibility of use. Alternatively, it is possible to connect the expulsion to an atmospheric emission kit.



Dimensions

BANCO ASPIRANTE SBC

BANCO ASPIRANTE SBV


| Code | A mm | c mm | d mm | H mm |
|-----------------|---------|---------|---------|---------|
| KITSCARMBSBC10T | 1490 | 450 | 160 | 2020 |
| KITSCARMBSBV10T | 1450 | 415 | 200 | 1975 |
| KITSCARMBSBC15T | 1990 | 450 | 160 | 2020 |
| KITSCARMBSBV15T | 1950 | 415 | 200 | 1975 |
| KITSCARMBSBC20T | 2490 | 610 | 500 | 2020 |
| KITSCARMBSBV20T | 2450 | 415 | 200 | 1975 |



| Code | A mm | c mm | d mm | H mm |
|-----------------|---------|---------|---------|---------|
| KITSCARMBSBC30T | 3550 | 610 | 500 | 2020 |
| KITSCARMBSBV30T | 3550 | 415 | 200 | 1975 |



Related products



SBV suction bench with integrated fan and filters

SBV000000000000

The **SBV suction bench** is designed to protect the operator from fumes and volatile dust emitted by professional processes such as welding, deburring, sanding or grinding of metals in the metalworking industry, foundries and all sectors where surface treatments with dry abrasives are carried out. It is also used for cleaning workpieces or blowing parts with associated dust emission. **In this version the suction bench is ready to use**, no fans or external filters or electrical connections are needed because the on/off switch is already fitted with a three-phase plug.

The basic version of the bench, referring to the prices in the table below, is already supplied complete with suction table, on/off circuit breaker wired to the motor and adjustable feet.

Accessories: you can customise the bench according to your production requirements by choosing from the various accessories available at the bottom of the page, or by contacting one of our consultants who will advise you on how to configure the system, for example by adding the side partitions shown in the photo.



SBC suction bench with fan and self-cleaning filters

SBC000000000000

The **SBC suction bench** is available in 4 different sizes ranging from 1 to 3 meters. Designed to suck fumes and dust during professional operations that produce emissions dangerous for operators and the working environment as very volatile. This version is suitable for intensive use thanks to **cartridge filters with compressed air cleaning**, which ensure the restoration of maximum filtration efficiency at the end of the cycle and a long life in times.



SBA suction bench for centralised systems

SBA000000000000

The **SBA suction bench** is the ideal solution for vacuuming up fumes and dust and **working safely** when welding, deburring, sanding or grinding metals. In fact, the practical and sturdy suction bench top ensures **widespread suction on the work surface** and frontally, protecting the operator's respiratory tract.



SBP suction bench for blow moulding dry parts

SBP000000000000

The **SBP vacuum bench** is to be used to remove dust generated during cleaning and blowing parts with compressed air to prevent it from being breathed in by operators and polluting the work environment, as it is very



volatile.



SBF suction bench with integrated filters

SBF000000000000

The **SBF suction bench** is to be used to suck in fumes and dust during welding, deburring, sanding or grinding operations on metals and in all areas where surface treatments with dry abrasives are carried out.

